



8th Grade Summer Advanced Science Assignment Directions

On September 6th, 2016, your summer Advanced Science assignments are due.
Use these directions to access these assignments.

- Logon to www.studyisland.com
 - Username is first initial last name followed by @crms
 - Example: jsmith@crms
 - Password is your lunch pin
- You will see this class listed



Username: _____

Password: _____

Science Summer Assignment- Going into 8th Grade



Click on the plus to bring up these assignments

| | | | |
|---|--|-------------------------------|-----------|
|  | 8th Grade Science Summer Assignment | 0/6 | 0% |
|  | Advanced Science- Going into 8th Grade Writing Assignment | No composition created | |

- You will need to complete BOTH assignments
For “8th Grade Science Summer Assignment” - Click on the Name of the assignment to bring up all of the various topics
- Click on the word “Lesson” next each topic to read the information you will be questioned on.
- Assignment 2 and 4 have optional practice flash cards
- After you have done the reading, click on the title of the topic, for example “Scientific Investigations”. Alternatively, you can check a topic and click “Start Studying”



8th Grade Science Summer Assignment Start Studying

| <input type="checkbox"/> | Topic | Your Results Items:Score | Passing Goal Items:Score | Grade |
|-------------------------------------|---|-----------------------------|-----------------------------|-------|
| <input checked="" type="checkbox"/> | 1. Scientific Investigations - Lesson | 0 : - | 10 : 70% | - |
| <input type="checkbox"/> | 2. Lab Tools & Safety - Lesson | 0 : - | 10 : 70% | - |
| <input type="checkbox"/> | 3. Experimental Design - Lesson | 0 : - | 10 : 70% | - |
| <input type="checkbox"/> | 4. Collecting & Organizing Data - Lesson | 0 : - | 10 : 70% | - |
| <input type="checkbox"/> | 5. Analyze, Interpret & Communicate Data - Lesson | 0 : - | 10 : 70% | - |
| <input type="checkbox"/> | 6. Nature of Science - Lesson | 0 : - | 10 : 70% | - |

Note: The statistics above are based on your start date which is 01/29/13.


Assignment Progress


| | |
|---------------|----------------------|
| % Correct: 0% | Correct/Total: 0 / 0 |
|---------------|----------------------|


- You will see this screen


Session Options Return to Main

Topic
1. Scientific Investigations - Lesson


Practice Mode


Classroom Response Systems


Printable Worksheet


Game Mode

Number of Questions:

Next Cancel

- You can choose to do either practice mode or game mode. It will take longer to do the game mode as questions are interspersed with games. Practice Mode is just the questions.
- If you end a study session before the 10 questions are up, it will restart you the next time you go back in. So, try to finish an entire set of questions in one sitting.



- Grades will be automatically delivered to your teacher on September 4th.

For the Writing Assignment

Type or copy your writing into this box. Make sure that you use the spell check that is available and if necessary, you can view the NJ Holistic Rubric used for grading. As you work, you can hit save. When you are finished your assignment, you can hit “Turn in Composition . Note once you do that, it will be automatically delivered to your teacher. You **will not be able to make changes after that point.** This assignment will be due at the end of the day September 3rd and will be viewable by your teacher at t hat point. You may print a copy to keep for your reference or as a backup.

The screenshot shows a web-based writing interface. At the top, a blue bar contains the text "Current Composition" and a refresh icon. Below this is a light blue toolbar with five buttons: "Save", "Turn in Composition" (with a green checkmark), "View Rubric", "Print", and "Exit". Below the toolbar is a rich text editor with a menu bar containing "Font Family", "Font Size", and bold/italic/underline options. The editor area is currently empty.